



# Pattern #M025

---



All patterns are displayed at 4 × 6" and 5 × 5" scales, with a 1" inset from the edge of the plate to ensure consistent and accurate reference.

## COMPACT



**Openness<sup>①</sup>: 35.78%**  
**Type: Seamless<sup>②</sup>**  
**Inset: Standard<sup>③</sup>**  
**Category: Modern**

## EXPANDED



**Openness<sup>①</sup>: 36.13%**  
**Type: Seamless<sup>②</sup>**  
**Inset: Standard<sup>③</sup>**  
**Category: Modern**

Note:

- ① - openness quantifies the ratio of pattern cutouts to the overall surface
- ② - pattern that is continuous and repeatable, without visible edges or interruptions
- ③ - all Artico Metals panels feature a standard 1" inset from the edge to the start of the pattern

### © Artico Metals LLC

This document, encompassing all concepts, layouts, and plans, is the property of Artico Metals. Any duplication or use without prior written consent from Artico Metals is strictly prohibited.